

**taylordolman**

# Medley Ergo

Providing clients comfort and support



**An advanced range of care beds**

for increased comfort and improved clinical outcomes

**taylordolman** tel: 0845 838 0600 email: [info@taylordolman.com](mailto:info@taylordolman.com)



**Yes, you can.**

# Designed to care for the client and caregiver

Our Medley Ergo range of beds are an easy to handle solution that help deliver excellent client care and provide maximum comfort.

Designed to increase independence and improve clinical outcomes for varying needs, with a choice between our Medley Ergo or Medley Ergo Low and the availability of Medley Ergo Select for a more homely design with bed end covers. Built-in features and functionalities ensure the

client as well as the caregiver can operate the bed easily. Optimised dimensions of the mattress platform help to reduce shear and friction and in combination with one of our range of pressure redistributing mattresses, can provide optimal pressure care and micro climate management.



**1**

**Easy Handling**

An optional **transportation fitting** is available so that the bed can easily be **collapsed, moved and re-installed** in a variety of locations.

**2**

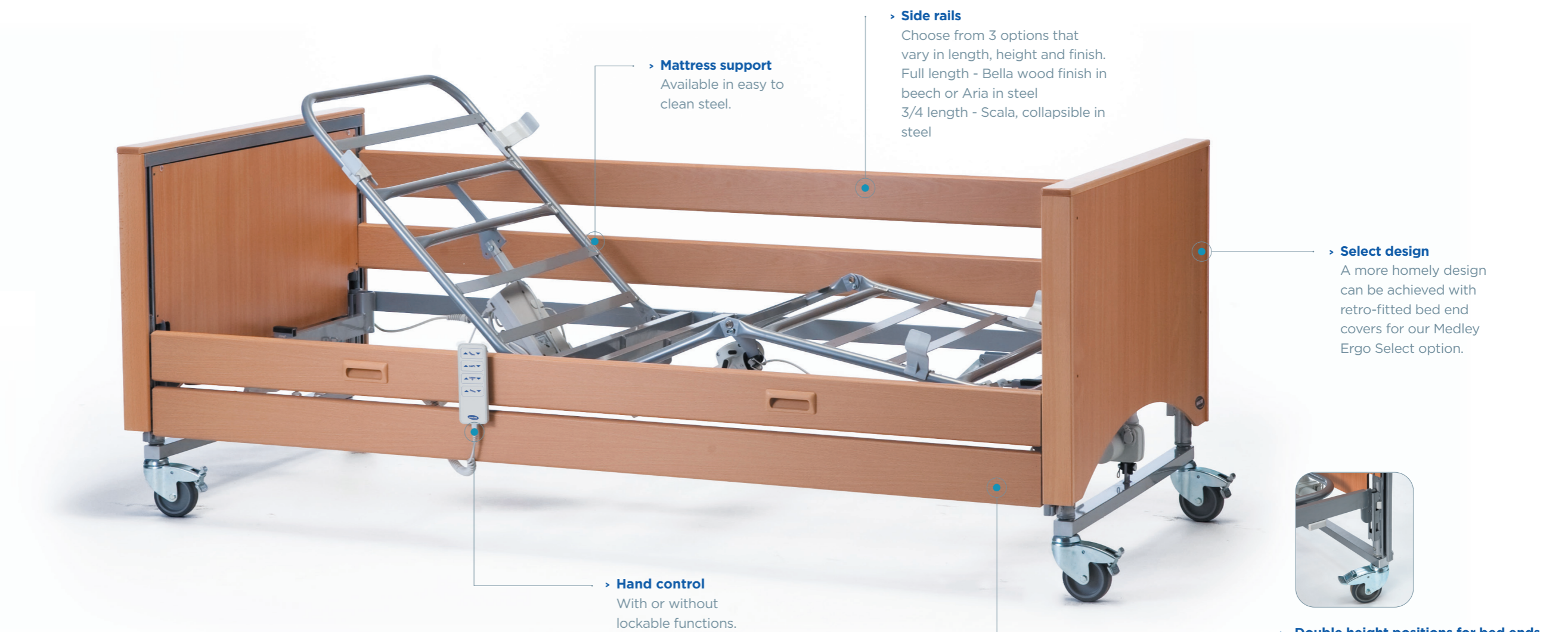
**Comfort**

In all resting and sitting positions with **minimised risk of slipping downwards** during profiling with optimised mattress base dimensions.

**3**

**Support**

Easy repositioning of the client with hand controls that help to **increase independence** and **support the care giver**. Available with or without lockable functions.



- Medley Ergo Low**
- Positioning the bed at a lower level increases security for clients and provides peace of mind when going to sleep. Caregivers can raise the bed to a working height when required.
  - Clients can get **in and out of bed easier** increasing independence.
  - Adjustable heights from **21 - 61 cm** and **28 - 68 cm**.



- Double height positions for bed ends**  
Adjustable height ranges for Medley Ergo: 33 - 73 cm or 40 - 80 cm. Medley Ergo Low: 21 - 61 cm or 28 - 68 cm.

Options to choose from:



Light and easily adjustable lifting Pole



Extension kit for increasing mattress support length by 15 cm



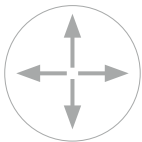
Transport fitting for easy storage and transport



Longer side rail to fit extended bed


# Helping to deliver optimal client care

A combination of advanced functionalities, sleek features and uncompromised quality for enhanced client care.



## Shear and Friction Reduction

Optimised dimensions of the mattress base help reduce shear and friction and increase comfort, according to expert recommendations for anthropometrical measurements and pressure mapping.



## Easy to store and transport

Tool-less assembly / disassembly in combination with our optional transport fitting enables easy transportation and storage when the bed is collapsed and placed on the dedicated transporter.



## Safety and quality assured

Safety standard IEC 60601-2-52 compliant, our trusted Medley Ergo range can be relied upon for its high safety standards and optimal quality, helping to deliver reliable long-term support for clients at home or in long-term care environments.

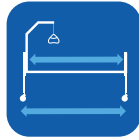


## Technical data ▼

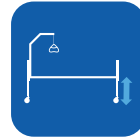
For more information about this product, including the user manual, please visit our website: [www.invacare.co.uk](http://www.invacare.co.uk)



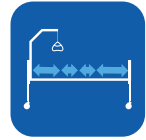
Width outside  
Width inside ▼



Length outside  
Length inside ▼



Height adjustment ▼



Mattress support  
dimensions ▼

Medley Ergo

1020 mm  
900 mm

2240 mm  
2090 mm

400 - 800 mm or  
330 - 730 mm

800 - 230 - 300 - 670 mm

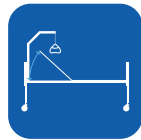
Medley Ergo Low

1020 mm  
900 mm

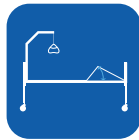
2240 mm  
2090 mm

280 - 680 mm or  
210 - 610 mm

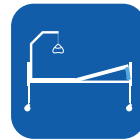
800 - 230 - 300 - 670 mm



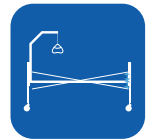
Backrest angle ▼



Thigh angle ▼



Legrest lift ▼



Tilt option<sup>1</sup> ▼

Medley Ergo

0 - 70°

0 - 24°

0 - 18°

11°

Medley Ergo Low

0 - 70°

0 - 24°

0 - 18°

11°



Total weight ▼



Max. user weight ▼



Heaviest part of the  
product ▼

Medley Ergo

64 kg

SWL 180 kg  
145 kg

17 kg

Medley Ergo Low

64 kg

SWL 180 kg  
145 kg

17 kg

Complies to the safety standard, IEC 60601-2-52

1. Please notice that the tilt function is only practised for users under medical supervision.

NB: The bed must not be used by clients under 12 years of age, or by clients with body size equivalent to an average 12 year old or smaller.

Silver

Beech

Please note colours may vary slightly from those displayed above.

### Invacare Limited

Pencoed Technology Park - Pencoed -  
Bridgend CF35 5AQ - United Kingdom

Tel: +44 1656 776 222

E-mail: [uk@invacare.com](mailto:uk@invacare.com)

Sales Order E-mail: [ordersuk@invacare.com](mailto:ordersuk@invacare.com)

# taylor dolman

tel: 0845 838 0600

email: [info@taylor-dolman.com](mailto:info@taylor-dolman.com)

[www.taylor-dolman.com](http://www.taylor-dolman.com)